
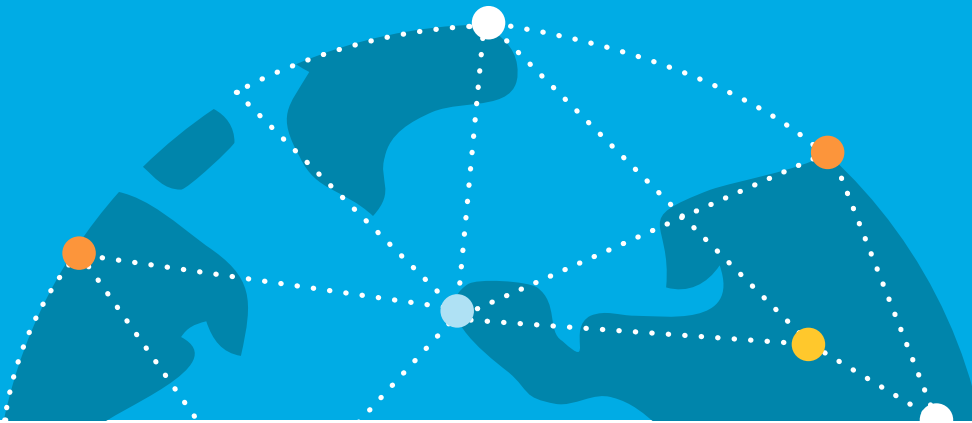


Explore, Manage and
Share Critical Business
Information

Crystal Server 2016



If you are looking for an edge in an increasingly competitive global environment, business intelligence software is a proven differentiator. Now, even smaller organizations can compete on a global scale using the data exploration, reporting, and dash boarding power of SAP® Crystal Server 2016 software.



Give your decision makers timely access to personalized, easy-to-understand business information, simply and affordably. SAP Crystal Server software is an entry-level business intelligence (BI) solution that enables deeper insights to business information and positions your organization for greater competitive advantage.

With robust data exploration, reporting, and dash boarding functionality, SAP Crystal Server helps business users at all levels make more informed decisions. SAP Crystal Server combines the flexibility of SAP Crystal Reports®, the richness of SAP Crystal Dashboard Design, and the power of SAP BusinessObjects Explorer™— giving you flexible and intuitive access to business data, all in one entry-level BI solution.

INTUITIVE, SELF-SERVE DATA SEARCH AND EXPLORATION

Using a simple SAP BusinessObjects Explorer keyword search, you get the business information you need from across all your data sources. Non-technical users can find hidden or lost information without needing to depend on existing reports or metrics. First, the software presents the most relevant keyword search results, followed by additional contextually relevant details. Then, you can explore the data further via a user-friendly exploration panel. SAP BusinessObjects Explorer automatically selects the best chart for displaying the data you want to view. We've given you the power to find immediate answers to your business questions, on your own – and you have the freedom to dig for deeper insights as you think of them.

INTERACTIVE EXECUTIVE DASHBOARD VIEWS

Deliver personalized business dashboards and stunning visualizations with SAP Crystal Dashboard Design. Designed with intuitive point-and click components, visual sliders, and gauges, the dashboards enable your business users to identify new opportunities and challenges with just a few mouse clicks. Since you can present content from multiple reports and dashboards in a single view, you can see the summary information and then understand the details behind it by drilling down to transaction-level data.

READY ACCESS TO CORPORATE DATA

Now you can empower everyone with his or her own self-service access to information and reduce the burden on your IT team by leveraging the new universe functionality in SAP Crystal Server. The universe dramatically reduces the complexity of data access – previously a major roadblock between most information workers and the answers to their business questions. The universe is an abstraction layer that sits on top of your data sources, simplifying them for use by business users. You don't need to know database table names or how to join multiple tables together – access to business data is simple and automatic for all business users. All three client tools – SAP Crystal Reports, SAP Crystal Dashboard Design, and SAP BusinessObjects Explorer – integrate with universes, so the semantic layer can be leveraged in your reports, dashboards, and ad hoc data explorations (see the figure).

ACCELERATED REPORT DESIGN

Speed up report design with SAP Crystal Reports, which is delivered with SAP Crystal Server.³ This simplifies data access through the use of a universe (semantic layer). The software also delivers user interface features such as smart guidelines, which are designed to make it easy to move and resize columns – without affecting adjacent columns.

DATA-DRIVEN PUBLISHING

We've made it possible for you to publish your personalized reports – such as invoices, statements, and marketing materials – to thousands of recipients with ease.⁴ You can combine multiple data sources into a single document created in SAP Crystal Reports, personalize it for each recipient, combine multiple documents into a single file (such as Adobe PDF), and then distribute the file to a dynamic list of recipients.

EASIER, FASTER DASHBOARD CREATION

With SAP Crystal Dashboard Design, we've dramatically accelerated and simplified the creation of real-time dashboards. Now you can access live data without having to worry about Web service connections. Simply use the new query panel in SAP Crystal Dashboard Design to generate queries, leveraging the new universe semantic layer. Query results are directly connected to dashboard components and prompts, bypassing the need for an underlying spreadsheet.

MICROSOFT OFFICE INTEGRATION

With SAP BusinessObjects™ Live Office (included in SAP Crystal Server), you can present your SAP Crystal Reports documents and SAP Crystal Dashboard Design models in Microsoft PowerPoint, Microsoft Excel, and Microsoft Word documents. SAP BusinessObjects Live Office also enables you to select a range of cells in Microsoft Excel; you can then explore that data using SAP BusinessObjects Explorer software. You can also view and schedule reports and dashboards within Microsoft SharePoint to integrate SAP Crystal Reports and SAP Crystal Dashboard Design documents with your existing portal.

SECURITY OPTIONS AND ROLES

Rest assured that information in SAP Crystal Server is secure on multiple levels. You can secure your reports and dashboards at the user, group, object, and folder levels – so you define who sees what data, whether it's inside the company firewall or over an extranet deployment. Data-level security is available through the business views semantic layer of SAP Crystal Server, allowing you to expose report data only to those users with appropriate rights. You can assign security rights to a specific security role and assign roles to users; this allows multiple users to share the same security settings, which reduces the cost of ownership.

3. SAP Crystal Reports is included with SAP Crystal Server 2016 1 named user license (NUL)

4. Data-driven publishing functionality is included in concurrent access licenses (CAL)

WEB-BASED END-USER AND ADMINISTRATOR INTERFACES

With SAP Crystal Server, end users gain instant, secure access to your business reports and performance dashboards over the Web. You can deploy the included end-user portal or use one of the portal integration kits provided. Administrators can also use the Web-based central management console to manage, secure, and configure the software system.

INTERACTIVE REPORT VIEWER

Print, export, and drill down into charts and groups with the intuitive, Web-based interactive report viewer. With little to no training, you get the information you need to answer your business questions, taking advantage of intuitive on-report parameter panels and sort controls.

MOBILIZE YOUR BUSINESS ANALYTICS

In a mobile world, business users need access to their data on any device at any time. The SAP BusinessObjects Mobile app syncs with your SAP Crystal Server instance to deliver rich, affordable analytics to your frontline workforce. Interact and drill into your Reports and Dashboards from your tablet or phone.

REPORT SCHEDULING

You can set up reports to run at specific times or to be based on specific events. You can also schedule them to generate files in specific formats, such as Microsoft Excel, Adobe PDF, and others. The software enables you to schedule reports for distribution via e-mail, file sharing, or the included portal.

With robust data exploration, reporting, and dash boarding management functionality, SAP Crystal Server helps business users at all levels to make more informed decisions.

FLEXIBLE LICENSING MODEL

SAP Crystal Server supports your long-term growth plans with a flexible and economical licensing model that lets you combine up to 100 named-user licenses (NULs) and 50 concurrent access licenses (CALs) on a single server. NULs are ideal for managers and executives who require guaranteed access to the system, while CALs are ideal for casual reporting users and extranet users.

SAP Crystal Server software helps give you a competitive edge by providing the decision makers in your organization with timely access to personalized, easy-to-understand business information. The software reduces IT operational costs by providing a single access point to your business intelligence content – from comprehensive data exploration to interactive dashboards, reports, and more.

What Can You Do with SAP Crystal Server?

SAP CRYSTAL SERVER 2016 ALLOWS USERS TO:

- Design reports and dashboards*
- Schedule reports to run automatically
- Personalize reports with customized parameters**
- Fully interact with reports and dashboards on mobile devices
- Access reports securely at any time via a web browser

*The NUL licence includes SAP Crystal Reports and SAP Dashboard Design licenses. See below
**Feature available with CAL license only

License Types & Who Uses It?

START HERE NAMED USER LICENSE (NUL)



- Dedicated logins for named users
- No access restrictions

Every Crystal Server 2016 system requires at least 1 NUL to get started.

Each NUL includes a license for SAP Crystal Reports 2016 and SAP Dashboard Design 2016 to build reports and dashboards

IDEAL FOR

Report designers, analysts, managers, executives, heavy data users



EXPAND TO HERE CONCURRENT ACCESS LICENSE (CAL)



- Logins for any users who need access
- Limited to a number of simultaneous users

Give your reports a wider audience with the flexibility to distribute self-service across your company with secure, managed access.

IDEAL FOR

Casual or infrequent users who need self-service access to view or interact with reports and dashboards



Mix and match NUL and CAL licenses as needed depending on the required user types at your company

Summary:

Get started with SAP Crystal Server 2016 today and scale when you need to with our flexible licensing options. This all-in-one BI solutions comes with everything you need to access and deploy relevant, timely information to many different stakeholders at your company, all in a securely managed infrastructure.

QUICK FACTS

SAP Crystal Server is designed to offer affordable business intelligence (BI) with ready, self-serve access to reports, dashboards, and search and exploration documents – and no IT bottlenecks. Business users can access and share timely, insightful information. IT administration and management are simplified, and flexible licensing options support long-term growth and lowered cost of ownership.

BUSINESS CHALLENGES

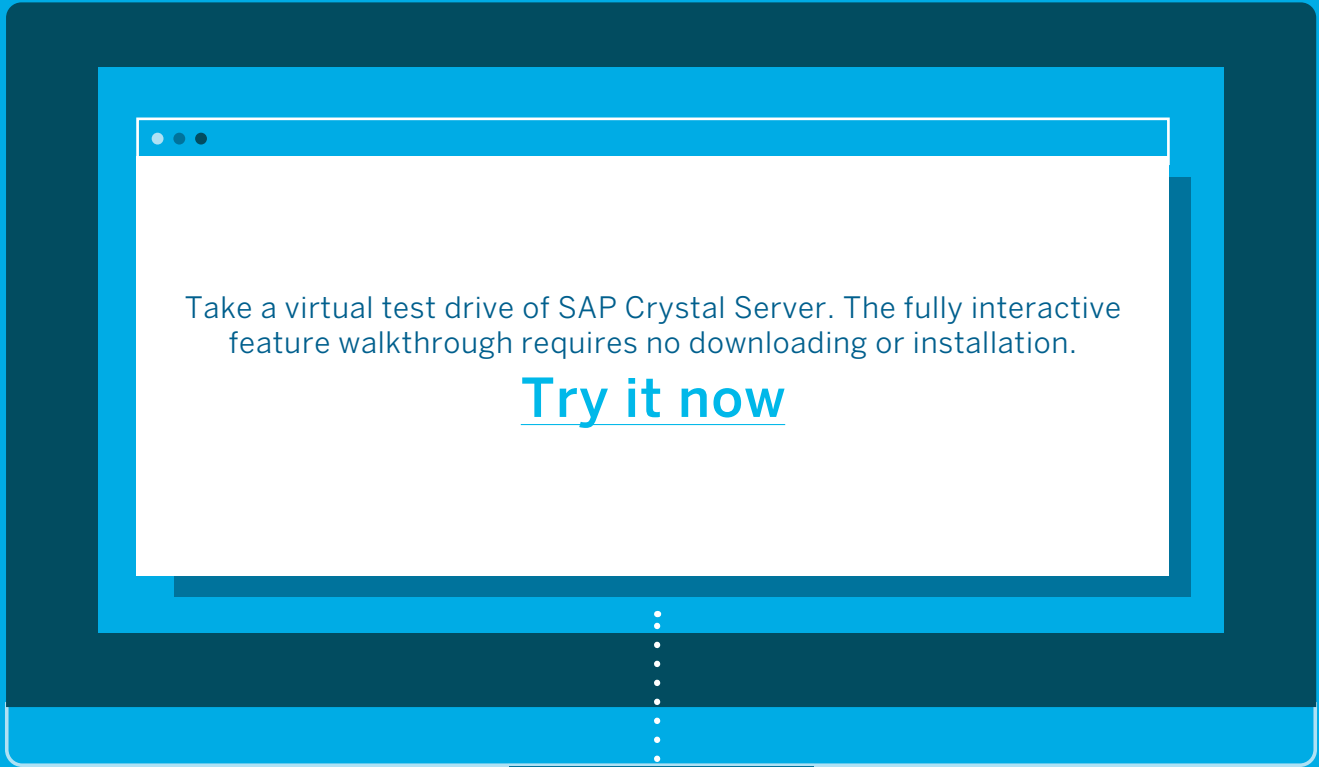
- Find and explore business data in an intuitive, self-serve manner
- Manage, share, schedule, and deliver key business information
- Securely deliver current data to business users within and outside the organization, using interactive reports and dashboards

KEY FEATURES

- **Secure, entry-level BI** – Access and explore corporate data to get the information you need, securely and in the right format, all from a single solution
- **Guided data exploration** – Access business data from across all your applications and data sources with simple keyword searches and exploration tools
- **Universe semantic layer** – Make it easier for business users to access corporate data using terminology that makes sense to them
- **Data-driven publishing** – Deliver personalized reports to a dynamic list of recipients
- **Integration with Microsoft applications** – Give users access to BI inside the applications they work with the most

BUSINESS BENEFITS

- Improved decisions with intuitive access to and exploration of key business data
- Lower cost of ownership with flexible licensing and single-server solution for administration, auditing, and monitoring
- Timely access to data with dashboard summaries, transaction-level reports, and exploration software



Take a virtual test drive of SAP Crystal Server. The fully interactive feature walkthrough requires no downloading or installation.

[Try it now](#)

[Video — Crystal Server licensing explained »](#)

[Video — Crystal Server 2016: Taking Crystal Reports to the Next Level »](#)